



JERSEY FINANCE

VOICE OF THE INTERNATIONAL FINANCE CENTRE

Financial Services Industry - Quarterly Report Period Ended 30th September 2009

This Quarterly Report is produced by Jersey Finance, the representative body for the Financial Services Industry in Jersey. The Report is based upon statistical information collated and prepared by the Jersey Financial Services Commission, supplemented by comments from Jersey Finance. More detailed statistical information for the quarter is attached in Appendices 1-4.

Executive Summary

- Banking deposits decreased by £3.6 bn (-2%) during the third quarter of 2009 from £174.2 bn to £170.6 bn.
- The Net Asset Value (NAV) of funds under administration decreased by £35 bn (-17.7%) during the last quarter from £198 bn to £163 bn. The total number of funds decreased by 35 (-2.6%) from 1,322 to 1,287.
- The value of funds under investment management increased by £1.3 bn (7.4%) from £17.6 bn to £18.9 bn during the third quarter of 2009.
- Company formations were up 17% compared to Q2 2009. The total number of live companies on the register decreased by 624 during the last quarter from 33,811 to 33,187.

Geoff Cook, Chief Executive of Jersey Finance commented:

“As anticipated, banking deposits have remained relatively stable during the third quarter of 2009, once again demonstrating the attractiveness of Jersey as a banking centre in uncertain times. The funds figures however reveal a decline in the net asset value of funds under administration during the last quarter. Whilst the reduction in the headline figure for funds is disappointing from a marketing perspective, there is minimal impact from this change in economic terms. The reduction in the figures is directly attributable to a large promoter taking the decision to restructure certain functions carried out in relation to its funds. As a result, certain functions that were previously being performed for the promoter’s non-Jersey funds have been transferred out of Jersey. This is not reflective of Jersey’s strong fund offering and has no effect on levels of employment nor on the profitability of our funds business.

Without this one off adjustment the overall fund performance would have been marginally positive, with increasing numbers of new fund enquiries being received. In addition it is important to note that in the last 18 months since Jersey’s unregulated funds were launched, almost 60 funds have been established, but due to statistical collection limitations, the net asset value is not yet currently reported and this would likely add significantly to the funds total.

Overall, despite a difficult and challenging climate this year, Jersey has enhanced its reputational standing as a leading international finance centre with ringing endorsements for the quality of its financial services from bodies such as the IMF, STEP, the Global Financial Centres Index and OECD. These results do however highlight the need for Jersey to continue to market itself vigorously in a very challenging and competitive market place.”



Location of Jersey,
Channel Islands.

Published December 2009

Jersey Office

Jersey Finance Limited
4th Floor, Sir Walter Raleigh House
48-50 Esplanade
St. Helier, Jersey
Channel Islands JE2 3QB
T: +44 (0)1534 836000
F: +44 (0)1534 836001
E: info@jerseyfinance.je

London Office

Jersey Finance Limited
Suite 604, Tower 42
25 Old Broad Street
London EC2N 1HN
T: +44 (0)207 877 2317
F: +44 (0)207 877 2316
E: clive.boothman@jerseyfinance.je

Hong Kong Office

66th Floor, Suite 01 The Center
99 Queen’s Road
Central Hong Kong
T: +852 3965 3095
F: +852 3965 3222
E: zhaoan.li@jerseyfinance.je

www.jerseyfinance.je



JERSEY FINANCE

VOICE OF THE INTERNATIONAL FINANCE CENTRE

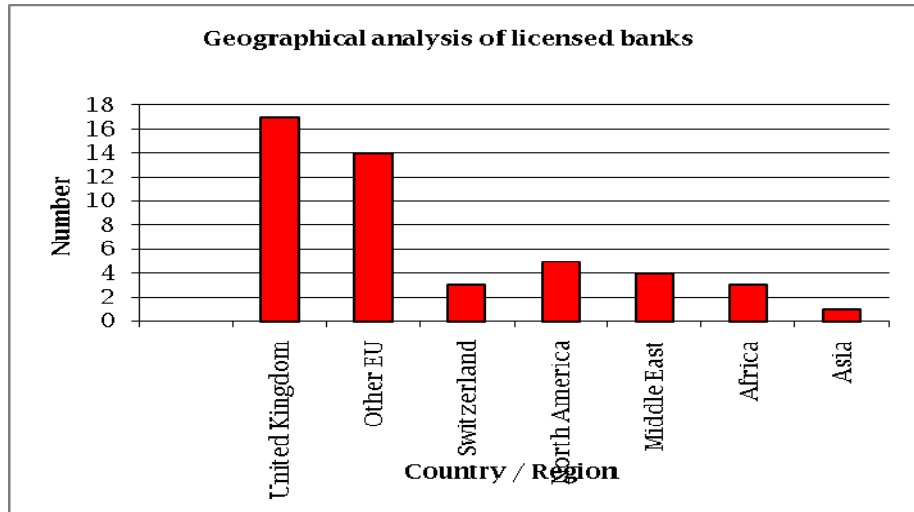
Statistical Information

1. Banking Sector

Registered banks

There were 47 banks registered in Jersey as at 30th September 2009. The geographical analysis of registered banks (based on the jurisdiction of the ultimate parent company) is as follows:

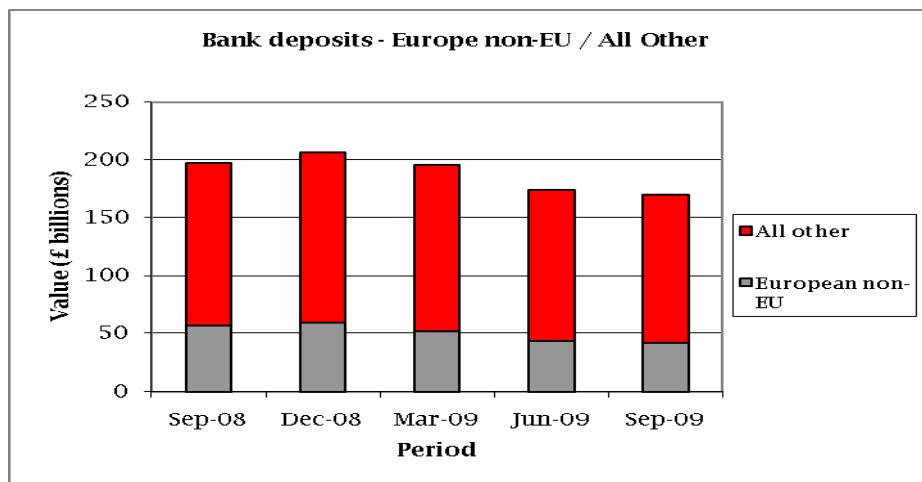
Figure 1 - Geographical analysis of registered banks as at 30th September 2009



Bank deposits

Banking deposits decreased by 2% during Q3 of 2009.

Figure 2 - Analysis of Bank Deposits as at 30th September 2009 ¹



¹ Deposits are analysed between deposits from 'European non-EU Members' and other deposits. The reason for this split is that 'European non-EU Members' includes a significant element of wholesale fiduciary deposits on which margins are much lower than on other types of deposits.



Location of Jersey,
Channel Islands.

Published December 2009

Jersey Office
Jersey Finance Limited
4th Floor, Sir Walter Raleigh House
48-50 Esplanade
St. Helier, Jersey
Channel Islands JE2 3QB
T: +44 (0)1534 836000
F: +44 (0)1534 836001
E: info@jerseyfinance.je

London Office
Jersey Finance Limited
Suite 604, Tower 42
25 Old Broad Street
London EC2N 1HN
T: +44 (0)207 877 2317
F: +44 (0)207 877 2316
E: clive.boothman@jerseyfinance.je

Hong Kong Office
66th Floor, Suite 01 The Center
99 Queen's Road
Central Hong Kong
T: +852 3965 3095
F: +852 3965 3222
E: zhaoan.li@jerseyfinance.je

www.jerseyfinance.je



JERSEY FINANCE

VOICE OF THE INTERNATIONAL FINANCE CENTRE

2. Funds and Fund Management

Introduction

The following data includes both Jersey and non-Jersey domiciled funds administered in Jersey. However, excluded from the analyses are collective investment funds for which the only services provided in Jersey are distribution or similarly minor activities, as such funds are regarded as non-Jersey funds.

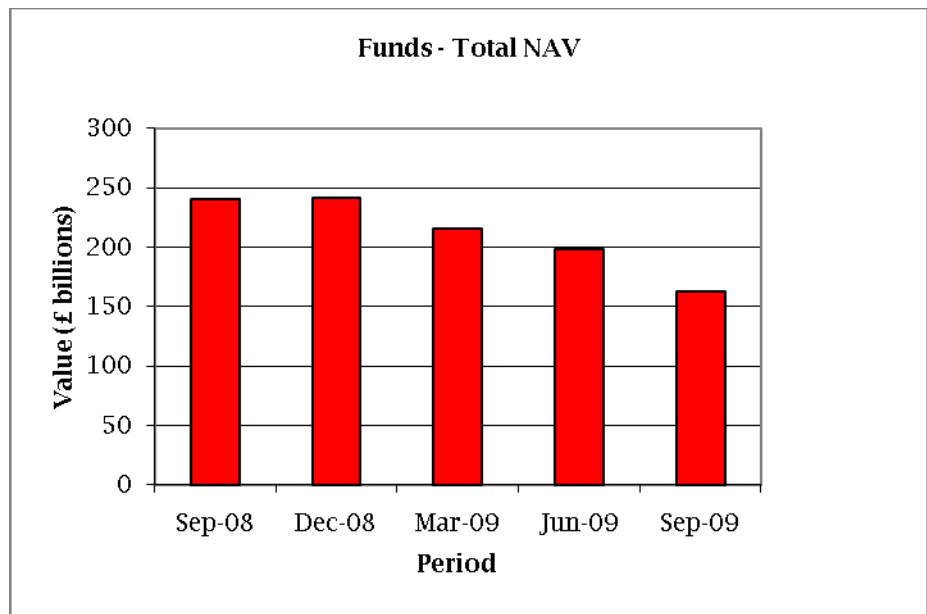
The data also include funds established under the Control of Borrowing (Jersey) Order 1958 ('COBO'). COBO funds are private schemes with fewer than 51 offers which do not require a permit under CIF Law, but which do require an initial regulatory consent in the form of a consent granted under COBO.

The data does not include funds established under the Unregulated Funds Regime, of which there were 59 by the end of the period, an increase of 11.3% from the previous quarter.

Key statistics

The NAV of funds under administration in Jersey decreased by 17.7% and a 3% decrease was recorded in the number of funds.

Figure 3 - Net Asset Value - All Funds as at 30th September 2009



Location of Jersey, Channel Islands.

Published December 2009

Jersey Office
Jersey Finance Limited
4th Floor, Sir Walter Raleigh House
48-50 Esplanade
St. Helier, Jersey
Channel Islands JE2 3QB
T: +44 (0)1534 836000
F: +44 (0)1534 836001
E: info@jerseyfinance.je

London Office
Jersey Finance Limited
Suite 604, Tower 42
25 Old Broad Street
London EC2N 1HN
T: +44 (0)207 877 2317
F: +44 (0)207 877 2316
E: clive.boothman@jerseyfinance.je

Hong Kong Office
66th Floor, Suite 01 The Center
99 Queen's Road
Central Hong Kong
T: +852 3965 3095
F: +852 3965 3222
E: zhaoan.li@jerseyfinance.je

www.jerseyfinance.je



JERSEY FINANCE

VOICE OF THE INTERNATIONAL FINANCE CENTRE

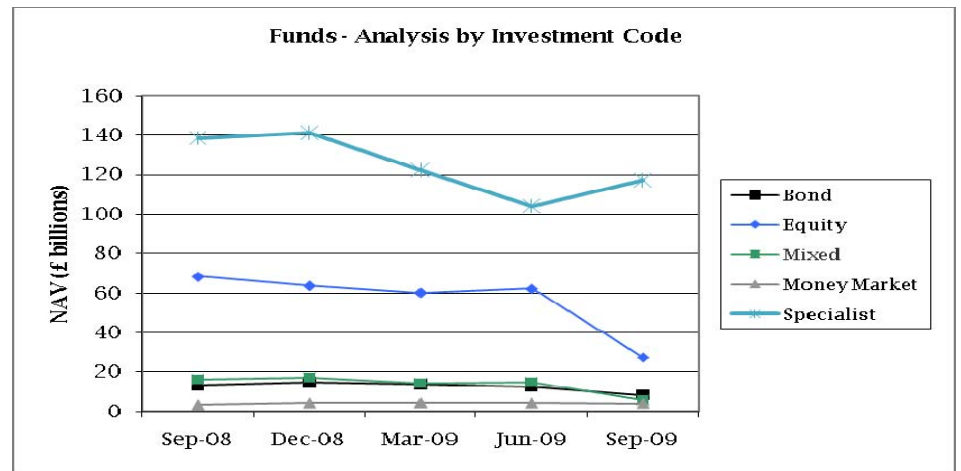


Location of Jersey,
Channel Islands.

Analysis by Investment Policy Code (Asset Class)

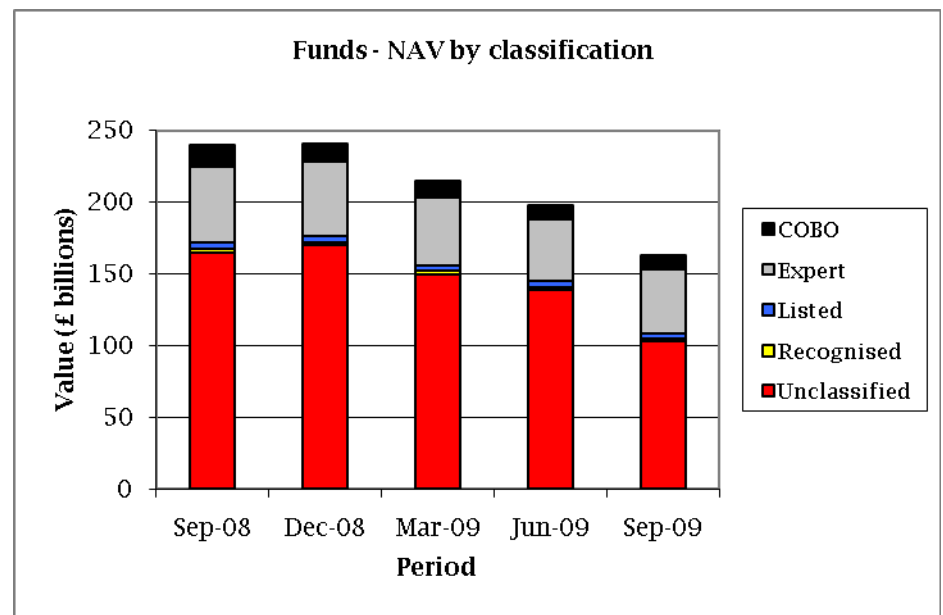
The number of Equity funds decreased by 14% and their NAV decreased by 56% during the last quarter. During the same period the number of Specialist funds increased by 7 and their NAV increased by 9.9%.

Figure 4 - Analysis of Funds by Investment Code as at 30th September 2009



Analysis by Funds classification

Figure 5 - Analysis of Funds by Classification as at 30th September 2009



Published December 2009

Jersey Office
Jersey Finance Limited
4th Floor, Sir Walter Raleigh House
48-50 Esplanade
St. Helier, Jersey
Channel Islands JE2 3QB
T: +44 (0)1534 836000
F: +44 (0)1534 836001
E: info@jerseyfinance.je

London Office
Jersey Finance Limited
Suite 604, Tower 42
25 Old Broad Street
London EC2N 1HN
T: +44 (0)207 877 2317
F: +44 (0)207 877 2316
E: clive.boothman@jerseyfinance.je

Hong Kong Office
66th Floor, Suite 01 The Center
99 Queen's Road
Central Hong Kong
T: +852 3965 3095
F: +852 3965 3222
E: zhaoan.li@jerseyfinance.je

www.jerseyfinance.je



JERSEY FINANCE

VOICE OF THE INTERNATIONAL FINANCE CENTRE

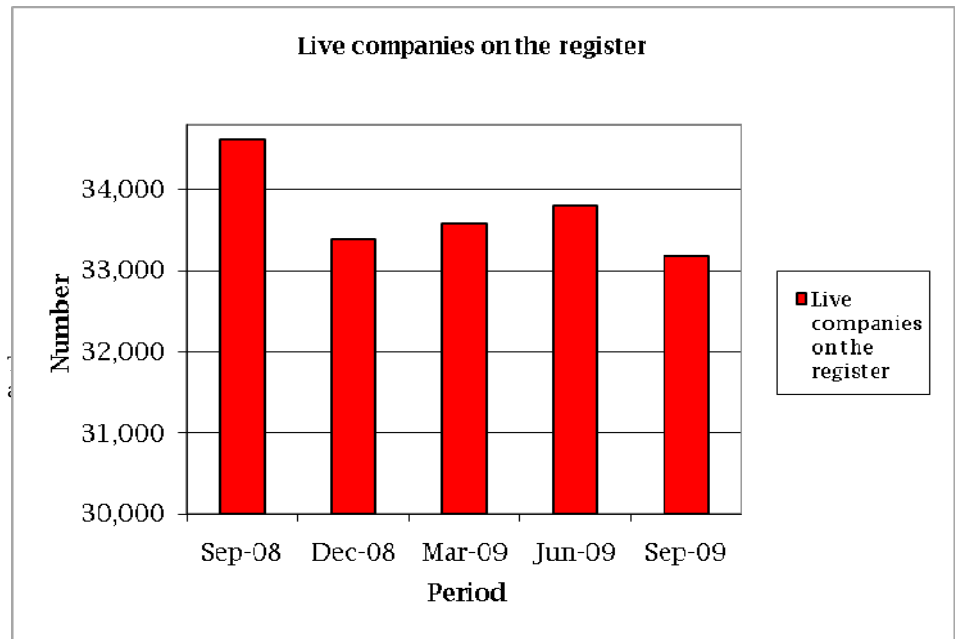


Location of Jersey,
Channel Islands.

3. Company Administration

Company Incorporations – Jersey Companies

Figure 6 – Live Companies on the register as at 30th September 2009



Published December 2009

Jersey Office

Jersey Finance Limited
4th Floor, Sir Walter Raleigh House
48-50 Esplanade
St. Helier, Jersey
Channel Islands JE2 3QB
T: +44 (0)1534 836000
F: +44 (0)1534 836001
E: info@jerseyfinance.je

London Office

Jersey Finance Limited
Suite 604, Tower 42
25 Old Broad Street
London EC2N 1HN
T: +44 (0)207 877 2317
F: +44 (0)207 877 2316
E: clive.boothman@jerseyfinance.je

Hong Kong Office

66th Floor, Suite 01 The Center
99 Queen's Road
Central Hong Kong
T: +852 3965 3095
F: +852 3965 3222
E: zhaoan.li@jerseyfinance.je

www.jerseyfinance.je

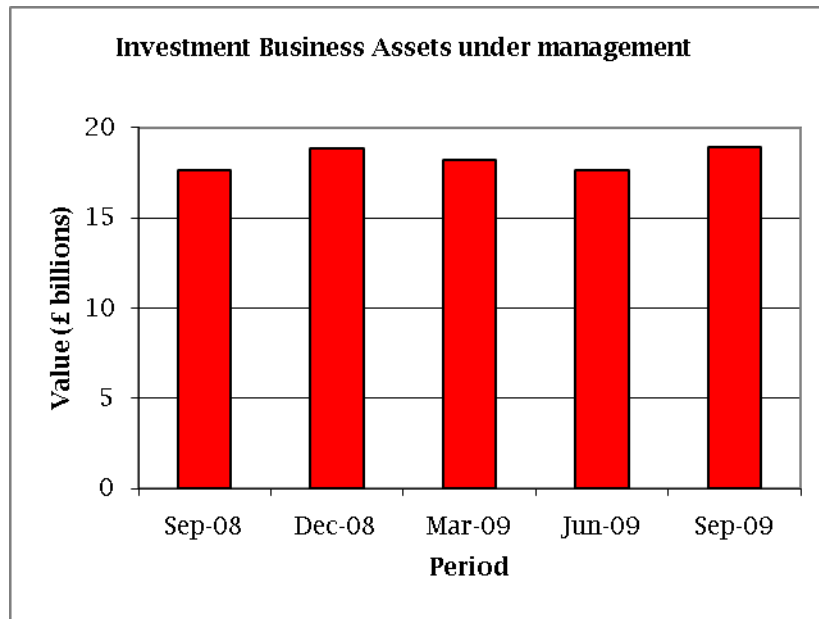


JERSEY FINANCE

VOICE OF THE INTERNATIONAL FINANCE CENTRE

4. Investment Business

Fig 7 - Investment Business Assets under Management as at 30th September 2009



For further information, please contact:

Geoff Cook
Chief Executive

Jersey Finance
Sir Walter Raleigh House
48/50 Esplanade
St Helier
Jersey JE2 3QB

Tel: +44 1534 836002

Fax: +44 1534 836001

E : geoff.cook@jerseyfinance.je

Robert Kirkby
Technical Director

Jersey Finance
Sir Walter Raleigh House
48/50 Esplanade
St Helier
Jersey JE2 3QB

Tel: +44 1534 836004

Fax: +44 1534 836001

E : robert.kirkby@jerseyfinance.je

This document has been prepared as a general guide for customers of Jersey financial institutions and does not constitute or offer legal, financial or other advice upon which you may act or rely. Specific professional advice should be taken in respect of any individual matter. Whilst every effort has been made to ensure the accuracy and completeness of the information contained herein, Jersey Finance Limited cannot be held liable for any error or omission.



Location of Jersey,
Channel Islands.

Published December 2009

Jersey Office

Jersey Finance Limited
4th Floor, Sir Walter Raleigh House
48-50 Esplanade
St. Helier, Jersey
Channel Islands JE2 3QB
T: +44 (0)1534 836000
F: +44 (0)1534 836001
E: info@jerseyfinance.je

London Office

Jersey Finance Limited
Suite 604, Tower 42
25 Old Broad Street
London EC2N 1HN
T: +44 (0)207 877 2317
F: +44 (0)207 877 2316
E: clive.boothman@jerseyfinance.je

Hong Kong Office

66th Floor, Suite 01 The Center
99 Queen's Road
Central Hong Kong
T: +852 3965 3095
F: +852 3965 3222
E: zhaoan.li@jerseyfinance.je

www.jerseyfinance.je



JERSEY FINANCE

VOICE OF THE INTERNATIONAL FINANCE CENTRE

Appendices – Detailed statistical information for quarter ended 30th September 2009

Appendix 1 - Banking Statistics

Annual growth in Banks and Bank Deposits to date. £ Billions
(Source: Jersey Financial Services Commission)

DATE	NO OF BANKS	STERLING	CURRENCY	TOTAL
30 th Sep 2004	55	50.707	108.464	159.171
31 st Dec 2004	51	51.366	106.783	158.149
31 st Mar 2005	48	52.621	109.580	162.201
30 th June 2005	50	54.003	119.015	173.018
30 th Sep 2005	49	55.189	124.467	179.656
31 st Dec 2005	47	55.280	129.361	184.641
31 st Mar 2006	46	56.991	131.003	187.995
30 th Jun 2006	46	57.694	126.003	183.698
30 th Sep 2006	45	59.275	128.282	187.557
31 st Dec 2006	46	60.609	129.088	189.697
31 st Mar 2007	46	63.481	135.104	198.585
30 th Jun 2007	47	66.476	145.270	211.746
30 th Sep 2007	48	69.614	149.912	219.526
31 st Dec 2007	48	69.401	142.918	212.320
31 st Mar 2008	47	68.838	141.090	209.928
30 th Jun 2008	47	68.794	128.072	196.866
30 th Sep 2008	47	69.392	127.584	196.975
31 st Dec 2008	47	65.050	141.030	206.080
31 st Mar 2009	46	63.025	132.885	195.910
30 th Jun 2009	45	59.520	114.692	174.212
30th Sept 2009	47	57.379	113.219	170.599



Location of Jersey,
Channel Islands.

Published December 2009

Jersey Office

Jersey Finance Limited
4th Floor, Sir Walter Raleigh House
48-50 Esplanade
St. Helier, Jersey
Channel Islands JE2 3QB
T: +44 (0)1534 836000
F: +44 (0)1534 836001
E: info@jerseyfinance.je

London Office

Jersey Finance Limited
Suite 604, Tower 42
25 Old Broad Street
London EC2N 1HN
T: +44 (0)207 877 2317
F: +44 (0)207 877 2316
E: clive.boothman@jerseyfinance.je

Hong Kong Office

66th Floor, Suite 01 The Center
99 Queen's Road
Central Hong Kong
T: +852 3965 3095
F: +852 3965 3222
E: zhaoan.li@jerseyfinance.je

www.jerseyfinance.je



JERSEY FINANCE

VOICE OF THE INTERNATIONAL FINANCE CENTRE

Analysis of deposits - as at 30th September 2009 (Source: Jersey Financial Services Commission)

ANALYSIS OF DEPOSITS - SEPTEMBER 2009

RESIDENCE OF DEPOSITORS	Sterling	Currency	Total
Jersey Resident Depositors	8,151,357	5,294,756	13,446,113
Jersey Financial Intermediaries etc	5,974,620	6,336,603	12,311,223
U.K., Guernsey & I.O.M. + unallocated Jersey,UK etc	24,991,835	16,768,292	41,760,127
SUBTOTAL	39,117,812	28,399,651	67,517,463
Other EU Members	3,341,571	14,623,093	17,964,664
European Non EU Members	4,268,455	37,481,271	41,749,726
Middle East	1,491,457	16,775,418	18,266,875
Far East	2,365,187	3,809,722	6,174,909
North America	2,478,782	7,510,416	9,989,198
Others, Unallocated non Jersey,UK etc	4,316,091	4,620,163	8,936,254
SUBTOTAL	18,261,543	84,820,083	103,081,626

OVERALL TOTAL OF DEPOSITS	57,379,355	113,219,734	170,599,089
----------------------------------	-------------------	--------------------	--------------------

PERCENTAGE OF TOTAL	Sterling	Currency	Total
Jersey Resident Depositors	4.8%	3.1%	7.9%
Jersey Financial Intermediaries etc	3.5%	3.7%	7.2%
U.K., Guernsey & I.O.M. + unallocated Jersey,UK etc	14.6%	9.8%	24.5%
SUBTOTAL	22.9%	16.6%	39.6%
Other EU Members	2.0%	8.6%	10.5%
European Non EU Members	2.5%	22.0%	24.5%
Middle East	0.9%	9.8%	10.7%
Far East	1.4%	2.2%	3.6%
North America	1.5%	4.4%	5.9%
Others, Unallocated non Jersey,UK etc	2.5%	2.7%	5.2%
SUBTOTAL	10.7%	49.7%	60.4%

OVERALL TOTAL OF DEPOSITS	33.6%	66.4%	100.0%
----------------------------------	--------------	--------------	---------------



Location of Jersey,
Channel Islands.

Published December 2009

Jersey Office

Jersey Finance Limited
4th Floor, Sir Walter Raleigh House
48-50 Esplanade
St. Helier, Jersey
Channel Islands JE2 3QB
T: +44 (0)1534 836000
F: +44 (0)1534 836001
E: info@jerseyfinance.je

London Office

Jersey Finance Limited
Suite 604, Tower 42
25 Old Broad Street
London EC2N 1HN
T: +44 (0)207 877 2317
F: +44 (0)207 877 2316
E: clive.boothman@jerseyfinance.je

Hong Kong Office

66th Floor, Suite 01 The Center
99 Queen's Road
Central Hong Kong
T: +852 3965 3095
F: +852 3965 3222
E: zhaoan.li@jerseyfinance.je

www.jerseyfinance.je



JERSEY FINANCE

VOICE OF THE INTERNATIONAL FINANCE CENTRE

Appendix 2 – Funds Statistics

Collective Investment Funds (Jersey) Law 1988 ("CIF Law")

Control of Borrowing (Jersey) Order 1958 ("COBO")

Summary of Statistical Survey of Funds Serviced in Jersey as at 30th September 2009 (Source: Jersey Financial Services Commission)

Date	Total Value £ Million	Number of Funds	Total No. of Separate Pools
30 th Sept 2007	221,003	1,249	2,817
31 st Dec 2007	246,150	1,311	2,934
31 st Mar 2008	246,042	1,370	3,076
30 th June 2008	244,215	1,407	3,074
30 th Sept 2008	239,870	1,452	3,080
31 st Dec 2008	241,172	1,472	3,129
31 st Mar 2009	215,100	1,413	3,123
30 th Jun 2009	198,063	1,322	2,842
30 th Sept 2009	163,029	1,287	2,822

ANALYSIS OF CIFS AND COBO FUNDS

		Total NAV £ millions	Total No of Funds	No of separate pools
30 th Sept 2009	CIFs Closed	75,786	468	565
30 th Sept 2009	CIFs Open	77,637	610	2,023
	CIF Sub Total	153,423	1,078	2,588
30 th Sept 2009	COBO Closed	6,063	170	180
30 th Sept 2009	COBO Open	3,543	39	54
	COBO Sub Total	9,606	209	234
	Quarter Total	163,029	1,287	2,822

Location of Jersey,
Channel Islands.

Published December 2009

Jersey Office

Jersey Finance Limited
4th Floor, Sir Walter Raleigh House
48-50 Esplanade
St. Helier, Jersey
Channel Islands JE2 3QB
T: +44 (0)1534 836000
F: +44 (0)1534 836001
E: info@jerseyfinance.je

London Office

Jersey Finance Limited
Suite 604, Tower 42
25 Old Broad Street
London EC2N 1HN
T: +44 (0)207 877 2317
F: +44 (0)207 877 2316
E: clive.boothman@jerseyfinance.je

Hong Kong Office

66th Floor, Suite 01 The Center
99 Queen's Road
Central Hong Kong
T: +852 3965 3095
F: +852 3965 3222
E: zhaoan.li@jerseyfinance.je

www.jerseyfinance.je



JERSEY FINANCE

VOICE OF THE INTERNATIONAL FINANCE CENTRE

Appendix 2 - Funds Statistics (continued) CIFs AND COBOs BY POLICY CODE

For information in relation to Sales and Repurchases please contact Jersey Finance

Investment Policy	Number of Single Class Funds	Number of Umbrella Sub-funds	NAV £ Millions as at 31/06/09	NAV £ Millions as at 30/09/09
B01 - Bond - Global	4	55	5,443	3,949
B02 - Bond - UK Debt	3	14	1,342	1,422
B03 - Bond - US Debt	1	13	1,472	756
B04 - Bond - Europe	1	27	1,633	1,220
B05 - Bond - Other	3	45	2,683	1,032
Sub Total Bond	12	154	12,573	8,379
E01 - Equity - UK	13	24	8,654	1,110
E02 - Equity - Europe (incl UK)	15	28	7,187	6,051
E03 - Equity - Europe (excl UK)	10	10	3,669	779
E04 - Equity - US (North America)	8	23	2,815	995
E05 - Equity - Japan	2	8	508	82
E06 - Equity - Far East (incl Japan)	6	8	1,041	1,101
E07 - Equity - Far East (excl Japan)	3	9	766	296
E08 - Equity - Global Emerging Markets	6	6	1,159	696
E09 - Equity - Global Equity	23	135	18,611	13,446
E1220 - Equity - Other	49	72	17,874	3,006
Sub Total Equity	135	323	62,284	27,562



Location of Jersey, Channel Islands.

Published December 2009

Jersey Office

Jersey Finance Limited
4th Floor, Sir Walter Raleigh House
48-50 Esplanade
St. Helier, Jersey
Channel Islands JE2 3QB
T: +44 (0)1534 836000
F: +44 (0)1534 836001
E: info@jerseyfinance.je

London Office

Jersey Finance Limited
Suite 604, Tower 42
25 Old Broad Street
London EC2N 1HN
T: +44 (0)207 877 2317
F: +44 (0)207 877 2316
E: clive.boothman@jerseyfinance.je

Hong Kong Office

66th Floor, Suite 01 The Center
99 Queen's Road
Central Hong Kong
T: +852 3965 3095
F: +852 3965 3222
E: zhaoan.li@jerseyfinance.je

www.jerseyfinance.je



JERSEY FINANCE

VOICE OF THE INTERNATIONAL FINANCE CENTRE



Location of Jersey,
Channel Islands.

Published December 2009

Jersey Office

Jersey Finance Limited
4th Floor, Sir Walter Raleigh House
48-50 Esplanade
St. Helier, Jersey
Channel Islands JE2 3QB
T: +44 (0)1534 836000
F: +44 (0)1534 836001
E: info@jerseyfinance.je

London Office

Jersey Finance Limited
Suite 604, Tower 42
25 Old Broad Street
London EC2N 1HN
T: +44 (0)207 877 2317
F: +44 (0)207 877 2316
E: clive.boothman@jerseyfinance.je

Hong Kong Office

66th Floor, Suite 01 The Center
99 Queen's Road
Central Hong Kong
T: +852 3965 3095
F: +852 3965 3222
E: zhaoan.li@jerseyfinance.je

www.jerseyfinance.je

Investment Policy	Number of Single Class Funds	Number of Umbrella Sub-funds	NAV £ Millions as at 31/06/09	NAV £ Millions as at 30/09/09
X01 - Mixed Equity and Bond	13	225	14,794	5,750
Sub Total Mixed	13	225	14,794	5,750
M01 - Money Market - Sterling	1	13	1,085	466
M02 - Money Market - US Dollar	1	13	730	734
M03 - Money Market - Euro	0	9	2,145	2,289
M04 - Money Market - Swiss	0	4	230	645
M05 - Money Market - Other	0	5	29	32
Sub Total Money Market	2	44	4,219	4,166
S01 - Specialist - Venture Capital / Private Equity - Emerging Markets	47	0	3,049	3,507
S02 - Specialist - Venture Capital / Private Equity - Other	225	12	18,878	20,410
S03 - Specialist - Real Property	166	42	19,445	21,956
S04 - Specialist - Derivatives	7	14	126	940
S05 - Specialist - Traded Endowment Policies	16	26	938	1,140
S06 - Specialist - Hedge / Alternative Investment Funds	372	735	44,382	49,729
S07 - Specialist - Other	75	177	17,375	19,490
Sub Total Specialist	908	1,006	104,193	117,172
Grand Total	1,070	1,752	198,063	163,029



JERSEY FINANCE

VOICE OF THE INTERNATIONAL FINANCE CENTRE

Collective Investment Funds (Jersey) Law 1988 ("CIF Law") Control of Borrowing (Jersey) Order 1958 ("COBO")

Summary of Statistical Survey of Funds Serviced in Jersey as at 30th September 2009

Analysis by Class

Fund Type	Number of Funds	Number of Separate Pools	NAV £ Millions
Unclassified CIFs	658	1,888	103,036
Recognized CIFs	10	56	2,518
Listed Funds	24	24	3,433
Expert CIFs	385	620	44,436
CIFs Sub Total	1,078	2,588	153,423
COBO Funds	209	234	9,606
CIFs & COBO Funds Total	1,287	2,822	163,029

Appendix 3 - Company Incorporations

QUARTERLY COMPANY INCORPORATIONS

	31 st March	30 th June	30 th September	31 st December
2006	921	875	774	909
2007	830	1,549	873	798
2008	761	799	661	537
2009	577	533	628	

LIVE COMPANIES ON THE REGISTER

	31 st March	30 th June	30 th September	31 st December
2006	31,664	32,234	31,996	32,155
2007	32,617	33,587	33,624	33,683
2008	33,784	34,372	34,622	33,395
2009	33,579	33,811	33,187	

Appendix 4 - Insurance Business

Licence	Q2 2009	Net movement	Q3 2009
Category A	172	0	172
Category B	12	0	12
Total	184	0	184



Location of Jersey,
Channel Islands.

Published December 2009

Jersey Office

Jersey Finance Limited
4th Floor, Sir Walter Raleigh House
48-50 Esplanade
St. Helier, Jersey
Channel Islands JE2 3QB
T: +44 (0)1534 836000
F: +44 (0)1534 836001
E: info@jerseyfinance.je

London Office

Jersey Finance Limited
Suite 604, Tower 42
25 Old Broad Street
London EC2N 1HN
T: +44 (0)207 877 2317
F: +44 (0)207 877 2316
E: clive.boothman@jerseyfinance.je

Hong Kong Office

66th Floor, Suite 01 The Center
99 Queen's Road
Central Hong Kong
T: +852 3965 3095
F: +852 3965 3222
E: zhaoan.li@jerseyfinance.je

www.jerseyfinance.je